


Implantable Contact Lens

# THE ULTIMATE CHOICE IN VISION CORRECTION

Custom made  
for your eyes only



*See what you've been missing*



# WHAT ARE THE OF

## 1 ICL™ is tiny and soft

*Because ICL™ is tiny and soft, it can be folded so small that it can be injected painlessly into your eye in seconds through a tiny opening in your cornea. Once injected, ICL™ unfolds into position in the liquid between your iris and your natural lens. The lens is easily accepted by your body.*

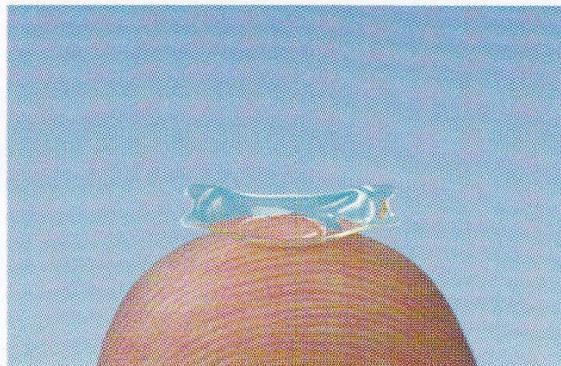
## 2 ICL™ is invisible

*ICL™ works similarly to a contact lens. The difference is that the lens is placed inside your eye, rather than on the surface. The lens is invisible. The only way that you, or anyone else will know that it is there, is the improvement in your eyesight. You can neither see nor feel the lens once it is inside your eye.*

## 3 ICL™ is removable

*The lens is meant to remain permanently in the eye. However, it can be removed if necessary, since the lens does not alter any structures within the eye or the cornea.*

ICL™



# ADVANTAGES ICL™ ?

## 4 ICL™ works beyond the limits of laser treatment

*If you need a lot of vision correction, ICL™ can correct the error. ICL™ can also be the treatment of choice if you have thin corneas, dry eyes, or large pupils.*

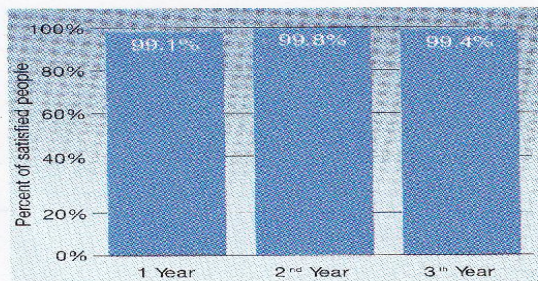
## 5 Toric ICL™ treats 2 vision disorders in 1 procedure

*Toric ICL™ corrects your nearsightedness as well as your astigmatism in one single procedure. Each lens is custom made to meet the needs of each individual person.*

## 6 ICL™ provides high patient satisfaction

*ICL™ provides high quality of vision, is a highly precise and predictable treatment and provides exceptional satisfaction.*

**Satisfaction levels over three years\***



\*U.S. FDA Clinical trial of ICL for moderate to high myopia.



# THE ULTIMATE CHOICE, EVEN FOR DOCTORS THEMSELVES

*Surgeons around the world have made ICL™ their procedure of choice more than 65'000 times – not only for their patients, staff and family, but even for themselves.*



**Göran Helgason,  
ICL surgeon  
and patient,  
Sweden**

*“After years of implanting ICLs into the eyes of my patients, I became awkward talking to them about this vision correction, wearing spectacles myself.*

*Gradually, my patients convinced me that ICL works so well that I thought: Why shouldn't I use it for myself, even with only low myopia? In summer 2004 I had bilateral surgery which only took 30 minutes and went perfectly. I didn't feel anything. The only thing that disturbed me during surgery was the bright light from the microscope. The very next day I was back to work.*

*I am thrilled with the result. As a surgeon, I rely on an excellent quality of vision in my daily work. My sight now is even better than I expected.”*




# 15 PAIN FREE MINUTES THAT WILL CHANGE YOUR LIFE

*Prior to the implantation of ICL™, you will receive topical anesthetic drops. Your surgeon may administer a sedative.*

*That's it! The incision will not need any sutures – it will seal naturally and heal in a very short time.*



**First, a tiny incision will be made where the white of your eye meets with the coloured part**



**Second, a gel-like substance will be injected into your eye and ICL™ will be injected in front of your iris**




**Then ICL is carefully placed behind the iris and the gel is removed from your eye**

Implanting ICL™ is considered an outpatient procedure and takes about 15 minutes.

A few hours after the treatment you will be able to leave the clinic and resume most of your activities.

**Enjoy life immediately with your new sight**

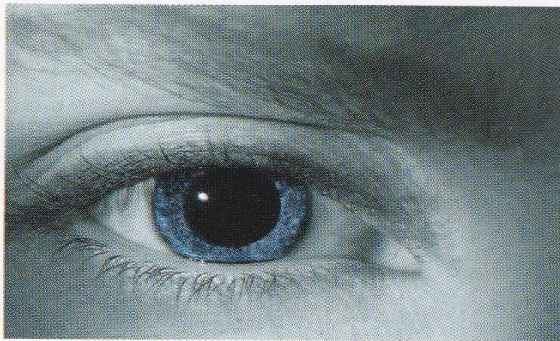




# AM I SUITABLE FOR ICL™ ?

*Because each person's eyes are different, your surgeon must choose the best treatment for your specific disorder. ICL™ is capable of correcting most refractive disorders as well as those where conventional laser treatment (Lasik, PRK, etc.) may not be advisable. Those conditions may include:*

- Mild to high nearsightedness and / or astigmatism
- Mild to high farsightedness
- Thin cornea
- Dry eyes
- Large Pupil
- Stable Keratoconus



**ICL Patient  
T.H., 28,  
after ICL™  
surgery.**

*"Having  
ICL™ treat-  
ment changed  
my life*

*tremendously. My vision is better than I could ever imagine. As a softball player, I no longer have trouble seeing the ball during night games. I wish I could have had this treatment sooner."*



# FREQUENTLY ASKED QUESTIONS

Am I a candidate ICL™? *Yes, if you have nearsightedness, and/or astigmatism and no eye disease. ICL for farsightedness is also available.*

What are the advantages of ICL™? *The lens is small, foldable, and injected through a tiny, painfree, self healing incision in your eye. ICL™ provides highly predictable outcomes, excellent quality of vision and can be removed if necessary.*

How quickly can I go back to my daily routine & activities? *Due to the quick recovery after this treatment, you can leave the centre after a couple of hours. You will be able to enjoy your new sight almost immediately and go back to your active lifestyle. Your surgeon will give you detailed advise.*

What if my vision changes? *Though unlikely if during your annual eye exam major changes in your vision are observed, ICL™ can be removed or replaced. With ICL™ you can still wear glasses or contact lenses if necessary. The lens does not treat presbyopia or eliminate the need for reading glasses due to age.*

What is the long-term experience with ICL™? *ICL™ has been available internationally for over 12 years. More than 65'000 lenses have been implanted since then.*

Your Centre Address:

Marketed by:  
STAAR Surgical AG India  
LG-22, DT Mega Mall, DLF Phase I, Gurgaon-122 002  
Haryana, INDIA. Telefax: +91 124 4112418  
[www.visianinfo.com](http://www.visianinfo.com) [www.seebeyondlasik.com](http://www.seebeyondlasik.com)

